

# Moduli spaces for spherical tori with one conic singularity

Speaker: A. Eremenko (Purdue University)

in collaboration with

Andrei Gabrielov (Purdue University),  
Gabriele Mondello (“Sapienza”, Università di Roma)  
and Dmitri Panov (King’s College, London)

October 2020

*Every surface can be equipped with a Riemannian metric of constant curvature  $-1, 0$  or  $1$ . This metric is unique in each conformal class, except for curvature  $0$  when it is unique up to scaling.*

In this talk we consider only compact orientable surfaces. They are classified by genus  $g \geq 0$ .

What if we allow simplest singularities?

Let  $D$  be a sector  $\{z : |z| < r, 0 < \arg z < 2\pi\alpha\}$  equipped with a metric of constant curvature  $-1, 0$ , or  $1$ . Gluing the boundary segments isometrically we obtain a neighborhood of a **conic singularity** with conic angle  $2\pi\alpha > 0$ . This angle can be arbitrarily large.

Alternative definition: the length element is

$$ds = \frac{2\alpha|z|^{\alpha-1}|dz|}{1 + \kappa|z|^2}, \quad \kappa \in \{-1, 0, 1\},$$

where  $z$  is a conformal coordinate, and  $\kappa$  is the curvature.

## Forgetful map

The first goal is to describe the set of such metrics on a surface of given genus, with prescribed number of singularities and angles at them.

For  $\kappa = 1$ , the set of all such metrics is denoted by  $\text{Sph}_{g,n}(\alpha_1, \dots, \alpha_n)$ . It has a natural metric: the bi-Lipschitz distance.

A Riemannian metric defines a conformal structure, and we have the *forgetful map*

$$\pi : \text{Sph}_{g,n}(\alpha_1, \dots, \alpha_n) \rightarrow \text{Mod}(g, n),$$

where  $\text{Mod}(g, n)$  is the set of conformal structures on surfaces of genus  $g$  with  $n$  marked points.

The second (main) goal is to establish the properties of forgetful map: how many preimages can a point have?

## Developing map

If  $S$  is a surface with Riemannian metric of constant curvature, with conic singularities at  $a_1, \dots, a_n$ , then every smooth point in  $S$  has a neighborhood which is isometric to a disk in the sphere, plane or hyperbolic plane. This map is conformal, thus analytic, and we have the multi-valued analytic map from  $S \setminus \{a_1, \dots, a_n\}$  to the hyperbolic plane, or to the Euclidean plane, or to the standard sphere, which is called the *developing map*.

This developing map  $f$  is a linearly-polymorphic function:

$$f_\gamma = \phi_\gamma \circ f$$

where  $\gamma \mapsto \phi_\gamma$  is a **monodromy** representation of the fundamental group of the punctures surface in the group of linear-fractional transformations. These linear-fractional transformations are hyperbolic (Euclidean, spherical) isometries.

## Connection with linear (Fuchsian) ODE

As a linearly-polymorphic function, developing map has a single-valued Schwarzian derivative

$$\frac{f'''}{f'} - \frac{3}{2} \left( \frac{f''}{f'} \right)^2 = R.$$

At the conic singularities with angles  $\alpha_j$ ,  $R$  has double poles with principal parts  $(\alpha_j^2 - 1)/(2z^2)$ . Then  $f$  is a ratio of two linearly independent solutions  $f = w_1/w_2$  of a Fuchsian equation

$$w'' + (R/2)w = 0,$$

where the highest order terms of  $R$  at the poles are defined by the angles. A solution of this equation will define a developing map of a spherical metric if the projective monodromy group is a subgroup of  $PSU(2)$ . (For the other two cases, it is a subgroup of the group of Euclidean or hyperbolic motions  $SL(2, R)$ ).

## Connection with non-linear PDE

If  $\rho(z)|dz| = e^{u(z)}|dz|$  is a length element of the metric of constant curvature  $\kappa$  expressed in a conformal coordinate, then

$$\Delta u + \kappa e^{2u} = 2\pi \sum_{j=1}^n (\alpha_j - 1) \delta_{a_j}.$$

which is the simplest case of of a class of *mean filed equations* important for mathematical physics. It was studied much for the most important case of the torus with one singularity by Chang-Shou Lin and his school.

## Case of non-positive curvature

The Gauss–Bonnet theorem implies

$$\chi(S) + \sum_{j=1}^n (\alpha_j - 1) = \frac{1}{2\pi} (\text{total integral curvature})$$

so the expression in the LHS must have the same sign as the curvature  $\kappa$ .

If  $\kappa \leq 0$ , this is the only obstruction, and if it is satisfied the metric with given  $n$  and  $\alpha_j$  is unique (up to a constant multiple when  $\kappa = 0$ ).

This is essentially due to Picard, who devoted to this result 4 long papers in 1893–1931. Proof in modern language was given by M. Heins (1962) and M. Troyanov (1991).

**Example:** if  $2 + \sum_1^n (\alpha_j - 1) = 0$ , then there exists a unique, up to similarity, flat polygon in every given conformal class, with interior angles  $\pi\alpha_j$ . Proof: Schwarz–Christoffel.

## The case of positive curvature is wide open.

What is known?

A. When  $\text{Sph}_{g,n}(\alpha_1, \dots, \alpha_n) \neq \emptyset$ ? For  $g > 0$ , the Gauss-Bonnet inequality

$$2 + \sum_{j=1}^n (\alpha_j - 1) > 0$$

is the only obstruction. For  $g = 0$ , we have an additional restriction:

$$d_1(\alpha - 1, Z_o^n) \geq 1, \quad (1)$$

where  $d_1$  is the  $\ell_1$ -distance, and  $Z_o^n$  is the set of integer points whose sum of coordinates is odd. (Mondello and Panov, 2016). When this inequality is strict, and Gauss-Bonnet inequality holds, then  $\text{Sph}_{g,n}(\alpha_1, \dots, \alpha_n) \neq \emptyset$ .



The case of equality in (1) is special. Monodromy of the developing map in this case is **co-axial** which means isomorphic to a subgroup of the unit circle.

Additional restrictions on the angles of a metric on the sphere apply in this case, and a complete set of conditions was found by Eremenko in 2020.

In the case of co-axial monodromy, each metric with developing map  $f$  comes with a continuous family of metrics whose developing maps are of the form  $\phi \circ f$ , where  $\phi$  is a conformal automorphism of the sphere. Such metrics are called **projectively equivalent**. This family is of real dimension 1 when the monodromy is a non-trivial subgroup of the unit circle and of real dimension 3 for a trivial subgroup.

## When the forgetful map is surjective?

A sufficient condition is due to Bartolucci, de Marchis and Malchiodi (2011):

If  $g > 0$ ,  $\alpha_j > 1$ ,  $1 \leq j \leq n$ ,

$$\chi(S) + \sum_{j=1}^n (\alpha_j - 1) > 2 \min\{\alpha_1, \dots, \alpha_n, 1\}$$

and

$$\sum_{j=1}^n \pm \alpha_j \neq 2k - 2 + n + 2g \quad (2)$$

for every choice of signs and every  $k \in \mathbb{Z}_{\geq 0}$ , then the forgetful map is surjective.

Mondello and Panov (2020) proved that under the condition (2) the forgetful map is proper.

For example, for a torus with one singularity, the forgetful map is proper and surjective if  $\alpha_1$  is not an odd integer.

When  $\alpha_1$  is an odd integer, it is never proper, and for  $\alpha_1 = 3$  it is not surjective.

This was generalized by C.-C. Chen and C.-S. Lin, whose result covers the case  $g = 0$ . Moreover, he computed the topological degree of the forgetful map. Let

$$\begin{aligned}g(x) &= (1-x)^{n-\chi(S)} \prod_{n=1}^n (1-x^{\alpha_j}) \\ &= 1 + b_1 x^{\beta_1} + b_2 x^{\beta_2} + \dots\end{aligned}$$

If an integer  $k$  can be defined so that

$$2\beta_k < \chi(S) + \sum_{j=1}^n (\alpha_j - 1) < 2\beta_{k+1}$$

then the degree of the forgetful map is

$$d = \sum_{j=0}^k b_j.$$

## More known results

1. When  $S$  is the sphere, and all  $\alpha_j \in (0, 1)$  then the necessary and sufficient condition for existence of the metric is

$$0 < 2 + \sum_j (\alpha_j - 1) < 2 \min\{\alpha_j\}$$

and the metric with prescribed angles is unique (F. Luo and G. Tian, 1992).

2. When  $S$  is the sphere, and all but at most 3 of the  $\alpha_j$  are integers, then the necessary and sufficient condition for existence of the metric is

$$\cos^2 \pi \alpha_1 + \cos^2 \pi \alpha_2 + \cos^2 \pi \alpha_3 + 2(-1)^\sigma \cos \pi \alpha_1 \cos \pi \alpha_2 \cos \pi \alpha_3 < 1,$$

$$\sigma = \sum_{j=4}^n (\alpha_j - 1),$$

where it is assumed that  $\alpha_4, \dots, \alpha_n$  are integers. Forgetful map is holomorphic in this case and has degree is  $\alpha_4 \cdot \dots \cdot \alpha_n$ . (Eremenko and Tarasov, 2018).

3. If  $S$  is a torus with one singularity with angle  $6\pi$ , then the forgetful map is injective, but not surjective, and its image is explicitly described: it is not dense in the plane  $\text{Mod}_{1,1}$  (C.-S. Lin and Wang, 2010, simpler proof: Bergweiler and Eremenko, 2016). These are the only cases when the valency of the forgetful map is known.

## Orbifold notation

We will describe  $\text{Sph}_{1,1}(\alpha)$ . It is convenient to use the notion of orbifold.

An orbifold is as compact Riemann surface  $S$  equipped with a function  $n : S \rightarrow \mathbb{Z}_{\geq 1} \cup \{+\infty\}$  such that  $n(x) = 1$  for all but finitely many points.  $n(x) = \infty$  is interpreted as a puncture. The points where  $n(x) > 1$  are called orbifold points. The orbifold Euler characteristic is defined as

$$\chi^o = \chi(S) - \sum \left( 1 - \frac{1}{n(x)} \right),$$

where  $\chi(S) = 2 - 2g$  is the usual Euler characteristic.

## Main new results

### Description of $\text{Sph}_{1,1}(\alpha)$ where $\alpha$ is not an odd integer.

Let  $m = [(\alpha + 1)/2]$ , so that  $2m$  is the closest even integer to  $\alpha$ .

Then  $\text{Sph}_{1,1}(\alpha)$  is a connected surface of genus  $[(m^2 - 6m + 12)/12]$  with  $m$  punctures.

It has a natural orbifold structure with one orbifold point of order 3 when  $d_1(\alpha, 6\mathbb{Z}) > 1$  and one orbifold point of order 2 when  $d_1(\alpha, 2\mathbb{Z}) > 1$ . The orbifold Euler characteristic is

$$-m^2/6.$$

When  $\alpha = 2m$  is an even integer,  $\text{Sph}_{1,1}(\alpha)$  has a natural conformal structure such that the forgetful map is complex analytic. The Riemann surface  $\text{Sph}_{1,1}(\alpha)$  is a Belyi curve.

**Description of  $\text{Sph}_{1,1}(2m+1)$  for  $m \in \mathbb{Z}_{>0}$ .**

$\text{Sph}_{1,1}(2m+1)$  is a 3-dimensional manifold which consists of  $\lfloor m(m+1)/6 \rfloor$  connected components. Each component is homeomorphic  $D \times \mathbb{R}$ , where  $D$  is an open disk.

Each projective equivalence class contains one metric which is invariant with respect to conformal involution of the torus. The space of equivalence classes has a natural orbifold structure: it consists of  $\lfloor m(m+10)/6 \rfloor$  disks. When  $m \equiv 1 \pmod{3}$ , one of these disks has an orbifold point of order 3, and there are no other orbifold points.



The method of the proof consists in partition of the spherical torus with one conic singularity into two spherical triangles.

A spherical triangle with angles  $\alpha_1, \alpha_2, \alpha_3$ ) is called *balanced* if

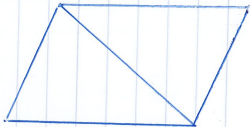
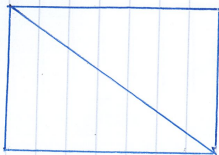

$$\alpha_i \leq \alpha_j + \alpha_k$$

for all permutations  $(i, j, k)$  of  $(1, 2, 3)$ . It is *strictly balanced* if all these inequalities are strict, and *marginal* if at least one of them is an equality.

**Theorem.** *Every spherical torus with a conic singularity with angle  $\alpha > 1$  is a union of two congruent balanced spherical triangles with disjoint interiors and angles  $\alpha_1, \alpha_2, \alpha_3$  such that*

$$\alpha = 2(\alpha_1 + \alpha_2 + \alpha_3).$$

*This decomposition is unique if the triangles are strictly balanced, and there are at most two such decompositions when they are marginal.*



## Angles of spherical triangles

1. If three positive numbers  $\alpha_1, \alpha_2, \alpha_3$  are not integers, then there is a spherical triangle with angles  $\pi\alpha_j$  iff

$$\cos^2 \pi\alpha_1 + \cos^2 \pi\alpha_2 + \cos^2 \pi\alpha_3 + 2 \cos \pi\alpha_1 \cos \pi\alpha_2 \cos \pi\alpha_3 < 1.$$

A triangle with such angles is unique.

2. If exactly one, say  $\alpha_i$  is an integer, then a triangle with angles  $(\pi\alpha_1, \pi\alpha_2, \pi\alpha_3)$  exists iff either  $\alpha_j + \alpha_k$  or  $|\alpha_j - \alpha_k|$  is an integer  $m$  of the opposite parity to  $\alpha_i$ , and

$$m \leq \alpha_i - 1.$$

For any such angles, a one-parametric family of triangles with these angles exists.

3. If two of the  $(\alpha_1, \alpha_2, \alpha_3)$  are integers, then all three are integers and a triangle with angles  $\pi\alpha_j$  exists iff  $\alpha_1 + \alpha_2 + \alpha_3$  is odd, and

$$\max\{\alpha_1, \alpha_2, \alpha_3\} \leq (\alpha_1 + \alpha_2 + \alpha_3 - 1)/2.$$

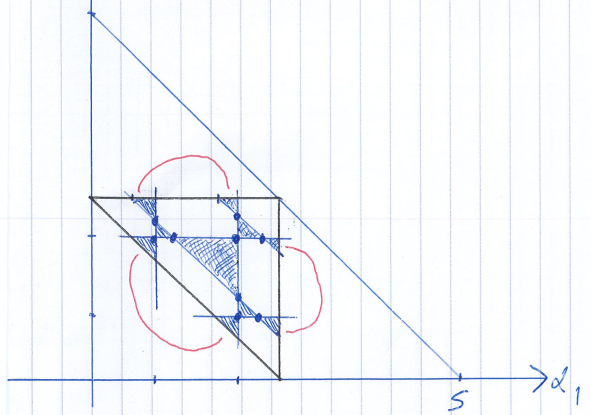
Condition for non-integer  $\alpha_j$  can be rewritten as

$$\begin{aligned} & \cos^2 \pi \alpha_1 + \cos^2 \pi \alpha_2 + \cos^2 \pi \alpha_3 + 2 \cos \pi \alpha_1 \cos \pi \alpha_2 \cos \pi \alpha_3 \\ &= \cos \pi \frac{\alpha_1 + \alpha_2 + \alpha_3}{2} \cos \pi \frac{\alpha_1 + \alpha_2 - \alpha_3}{2} \\ & \times \cos \pi \frac{\alpha_1 - \alpha_2 + \alpha_3}{2} \cos \pi \frac{-\alpha_1 + \alpha_2 + \alpha_3}{2} < 0. \end{aligned}$$

For the fixed sum  $\alpha_1 + \alpha_2 + \alpha_3$  this defines a set consisting of triangles which are shaded in the following pictures.

$d_2$

$$S := d_1 + d_2 + d_3 = 9/2$$



## Embedding into the moduli spaces of Lamé equations

Developing map  $f$  of a spherical torus with one conic singularity is a ratio of two linearly independent solutions of Lamé equation:

$$f = w_1/w_2$$

$$w'' = \left( \frac{\alpha^2 - 1}{4} \wp + \lambda \right) w,$$

where  $\wp$  is the Weierstrass function of the torus, and  $\lambda$  is a complex *accessory parameter*.

This Lamé equation defines a developing map of a spherical torus if and only if the projective monodromy group is a subgroup of  $SU(2)$ .

Lamé equation depends on parameters  $\alpha, g_2, g_3, \lambda$ , where  $g_2$  and  $g_3$  are the lattice invariants:

$$g_2 = 60 \sum_{\omega \neq 0} \omega^{-4}, \quad g_3 = 140 \sum_{\omega \neq 0} \omega^{-6},$$

where the summation is over elements of the lattice.

We fix real  $\alpha$  and call two Lamé equations *equivalent* if they are obtained from each other by the change of the independent variable  $z \mapsto kz$  (scaling of the lattice).

This gives

$$(g_2, g_3, \lambda) \sim (k^4 g_2, k^6 g_3, k^2 \lambda).$$

The set of equivalence classes is called the *moduli space of Lamé equations*. It is a weighed projective plane  $P(1, 2, 3)$ .

The condition that the monodromy is in  $SU(2)$  gives one complex equation on  $\lambda$  and the parameter of the torus but this equation is not complex analytic unless  $\alpha$  is an even integer. So our moduli spaces  $\text{Sph}_{1,1}(\alpha)$  are 2-dimensional surfaces in  $P(1, 2, 3)$ .

When  $\alpha$  is an even integer,  $\text{Sph}_{1,1}(\alpha)$  is an algebraic curve in  $P(1, 2, 3)$ .

These surfaces are properly embedded (have no boundary) except for the case when  $\alpha$  is an odd integer. This interesting case corresponds to the classical Lamé equation

$$w'' = ((m(m+1)\wp + \lambda) w, \quad m \in \mathbb{Z}_{\geq 1}. \quad (3)$$

which was studied by Lamé himself. A solution  $w$  of (3) is called a Lamé function if  $w^2$  is a polynomial. Such a solution exists iff an algebraic equation

$$F_m(g_2, g_3, \lambda) = 0$$

is satisfied. Here  $g_2, g_3$  are the fundamental invariants of the lattice associated to our torus. To each Lamé function an elliptic differential of the second kind is:  $\omega = w^{-2}(z)dz$ . This differential has vanishing residues, so it has two periods corresponding to the generators of the homology group of the torus.



Let  $LW_m$  be the set of Lamé equations which possess a Lamé function  $w$  as a solution, such that the ratio of the periods of the differential  $w^{-2}dz$  is real. Then we have the following description of the boundary of our moduli space:

$$\partial\text{Sph}_{1,1}(2m+1) = LW_m.$$

So the boundary of our real-analytic surface  $\text{Sph}_{1,1}(2m+1)$  is a real analytic curve which belongs to a complex algebraic curve of Lamé equations which possess a Lamé function.

## The moduli space of Lamé functions

It is isomorphic to the space of pairs

$$L_m := (\text{elliptic curve}, \text{Abelian differential}),$$

where the differential has a single zero of multiplicity  $2m$  at the origin and all poles double, with zero residues.

Such differentials define a *singular Euclidean metric* on the torus, with one conic singularity at the origin and several poles isometric to  $\{z : r < |z| < \infty\}$ .

A study of such singular flat metrics is possible with the same methods that we employed for spherical metrics. The key fact is that every flat singular torus with one conic singularity is the union of two congruent flat singular triangles, and this decomposition is almost unique.

This permits to describe the moduli space of Lamé functions.

Denote

$$d_m^I = \begin{cases} m/2 + 1, & m \equiv 0 \pmod{2}, \\ (m-1)/2, & m \equiv 1 \pmod{2}. \end{cases}$$

$$d_m^{II} = 2\lceil m/2 \rceil.$$







**Theorem.** When  $m \geq 1$ ,  $L_m$  is a Riemann surface which consists of two connected components  $L_m^I$  and  $L_m^{II}$ .




It has a natural orbifold structure with one orbifold point of order 3 on  $L_m^I$  when  $m \not\equiv 1 \pmod{3}$ , and one orbifold point of order 2 which is in  $L_m^I$  when  $m \in \{2, 3\} \pmod{4}$  and in  $L_m^{II}$  otherwise. Component  $L_m^I$  has  $d_m^I$  punctures, and component  $L_m^{II}$  has  $2d_m^{II}/3$  punctures. The orbifold Euler characteristics are

$$\chi^O(L_m^I) = -(d_m^I)^2/6, \quad \chi^O(L_m^{II}) = -(d_m^{II})^2/18.$$

## *Main unsolved questions.*

1. Is the forgetful map open? This is unlikely in general, but perhaps it is open for the case of tori with one singularity.
2. What is the maximum number of preimages under the forgetful map? It is only known that it is finite, for tori with one singularity. No upper estimate is known. It is conjectured that when  $\alpha$  is not an odd integer, the maximum valence is equal to its topological degree which was computed by C. C. Chen and C. S. Lin. The only case when the answer to this question is known is  $m = 1$  when the forgetful map is injective.

-  D. Bartolucci, F. de Marchis and A. Malchiodi, Supercritical conformal metrics on surfaces with conical singularities, *Int. Math. Res. Not.*, 24 (2011) 5625–5643.
-  C. C. Chen and C. S. Lin, Mean field equation of Liouville type with singular data: topological degree, *Comm. Pure Appl. Math.*, 68 (2015) 887–947.
-  A. Eremenko, Metrics of positive curvature with conic singularities on the sphere, *Proc. AMS* 132 (2004) 87–99.
-  A. Eremenko and A. Gabrielov, The space of Schwarz–Klein triangles, [arXiv:2006.16874](https://arxiv.org/abs/2006.16874).
-  A. Eremenko, A. Gabrielov, G. Mondello and D. Panov, Moduli spaces for Lamé functions and Abelian integrals of the second kind, [arXiv:2006.16837](https://arxiv.org/abs/2006.16837).
-  A. Eremenko, G. Mondello and D. Panov, Moduli of spherical tori with one conical point, [arXiv:2008.02772](https://arxiv.org/abs/2008.02772).

-  G. Mondello and D. Panov, Spherical surfaces with conical points: systole inequality and moduli spaces with many connected components, *Geom. Funct. Anal.* (2019), pp. 1–84.
-  G. Mondello and D. Panov, Spherical metrics with conical singularities on a 2-sphere: angle constraints *IMRN*, 2016, 16, 4937–4995.
-  E. Picard, *Quelques applications analytiques de la théorie des courbes et des surfaces algébriques*, Gauthier-Villars, Paris, 1931.